

CHANGES FROM BASE PRODUCT UDS-10BC (3716) TO UDS-10BC(COG) (6535):

CHANGE:

1. SPLIT CONDUIT ADDED TO LENGTH OF CABLE.
2. HEATSHRINK ADDED AT EACH END TO SECURE CONDUIT TO CONNECTOR.
3. HEATSHRINK ADDED AT INTERVALS ALONG LENGTH OF CONDUIT.
4. CABLE LABEL CHANGED FROM UDS-10BC (3716) TO UDS-10BC(COG) (6535).

OPERATION:

1. NO CHANGE TO OPERATION.

Revision Notes.

R1 -

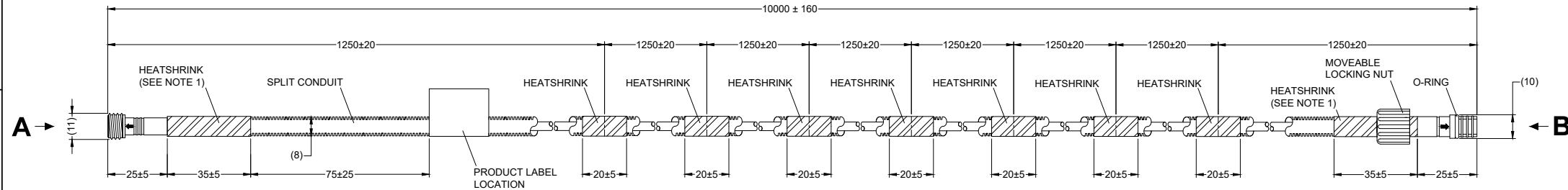
APA: -

Drawn:-

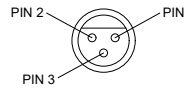
Checked:-

Approved:-

Date: -



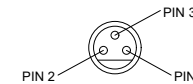
VIEW A



3 PIN MALE MATING FACE

PIN #	WIRE COLOUR	DESCRIPTION
1	BLACK	GND
2	RED	BUZZER POWER
3	WHITE	BUZZER SIGNAL

VIEW B



3 PIN FEMALE MATING FACE

PIN #	WIRE COLOUR	DESCRIPTION
1	BLACK	GND
2	RED	BUZZER POWER
3	WHITE	BUZZER SIGNAL

NOTES:

1. CONDUIT MUST BE SECURED TO CONNECTOR WITH NO MOVEMENT ACCEPTABLE.
2. INTERNAL CABLES SHOULD BE ONE CONTINUOUS LENGTH BETWEEN CONNECTORS.
3. ALL INTERNAL CABLES SHOULD BE A MINIMUM OF 24 AWG.
4. CONDUIT TO BE SECURED AT EACH END USING GLUED HEATSHRINK.
5. FOR PRODUCT LABEL AND PACKAGING DETAILS REFER TO MASTER BOX.
6. ANY CUSTOMER MODIFICATION OF THIS PRODUCT CAUSING SUBSEQUENT FAILURE IS NOT A LIABILITY OF BRIGADE ELECTRONICS GROUP PLC.

PROPRIETARY NOTICE

THIS DESIGN AND TECHNICAL INFORMATION APPEARING ON THIS DRAWING IS THE PROPERTY OF BRIGADE ELECTRONICS, AND IS DISCLOSED IN CONFIDENCE. IT IS NOT TO BE COPIED, REPRODUCED, REVEALED TO OR EXPROPRIATED BY OTHERS, EITHER IN WHOLE OR IN PART WITHOUT THE EXPRESS WRITTEN CONSENT OF BRIGADE ELECTRONICS.

Customer Approval
F. TRIPOT (23/06/21)

Assembly Pl Approval
A. YAO (25/05/21)

Approved by
B. CHILDS

Checked by
A. KEBEDE

Drawn by
A. FOSTER

Units
mm

Scale
N/A

Released
23/06/21

Assembly Ref
-

Status
RELEASED

UDS-10BC(COG)

Part No
6535

BE-004551-00-21

BRIGADE

